

М. З. Биболетова, О. А. Денисенко, Н. Н. Трубанева

# ENJOY ENGLISH

## Английский с удовольствием

# 5

### АНГЛИЙСКИЙ ЯЗЫК

Учебник для 5 класса  
общеобразовательных  
организаций

ДРОФА  
Москва  
2017

УДК 373.167.1:811.111  
ББК 81.2Англ–922  
Б59

Аудиоприложение доступно на сайте [www.drofa-ventana.ru/kompleks/enjoy-english/audio](http://www.drofa-ventana.ru/kompleks/enjoy-english/audio)

**Учебно-методический комплект Enjoy English / «Английский с удовольствием» для 5 класса состоит из следующих компонентов:**

- учебника
- книги для учителя
- рабочей тетради
- аудиоприложения

**Биболетова, М. З.**

Б59 Английский язык : 5 класс : учебник / М. З. Биболетова, О. А. Денисенко, Н. Н. Трубанева. — М. : Дрофа, 2017. — 200 с. : ил. — (Enjoy English / «Английский с удовольствием»).

ISBN 978-5-358-19027-6

Учебно-методический комплект Enjoy English / «Английский с удовольствием» (5 класс) является частью учебного курса Enjoy English / «Английский с удовольствием» для 2–11 классов общеобразовательных организаций.

Учебник основывается на современных методических принципах и отвечает требованиям, предъявляемым к учебникам начала третьего тысячелетия. Тематика и аутентичный материал, используемые в учебнике, отобраны с учётом интересов и возрастных особенностей пятиклассников.

Учебник состоит из четырёх разделов, каждый из которых рассчитан на одну учебную четверть. Разделы завершаются заданиями для самопроверки (Progress Check), позволяющими учащимся оценить достигнутый ими уровень овладения языком.

Учебник соответствует Федеральному государственному образовательному стандарту основного общего образования.

УДК 373.167.1:811.111  
ББК 81.2Англ–922

ISBN 978-5-358-19027-6

© Биболетова М. З., Денисенко О. А., Трубанева Н. Н., 2016  
© ООО «ДРОФА», 2016

## CONTENTS

	Section	Grammar focus	Function	Vocabulary
<b>UNIT 1</b> <b>Welcome to Our School</b> Page 6	1. School Life	The Present / The Past / The Future Simple ( <i>review</i> )	Talking about school Talking about past events Making comparisons Making polite requests	School subjects Classroom School day
	2. Best Wishes to Russian Students	Word formation (to work = work) Modal verbs: <i>may, can, could</i> ( <i>review</i> )	Talking about school Expressing opinions	School life
	3. My Summer Holidays	Word formation (to work = work) ( <i>review</i> ) The Past Simple ( <i>review</i> ) <i>Many / a lot of / a few / much / a little</i>	Talking about summer holidays Describing negative and positive features Stating facts	Summer holidays in the country / at the seaside Famous people
	4. Places of Interest to Visit	Adjectives (degrees of comparison) ( <i>review</i> ) Prepositions	Talking about summer holidays Describing places	Summer holidays City / town / village
	5. The Best School Club	Word formation (suffixes <i>-er, -or, -ist; noun + man</i> ) I like to do = I like doing <i>Tag-questions</i>	Talking about school clubs Talking about hobbies Giving reasons and explanations Stating likes / dislikes	School clubs Advertising
	6. School Rules	<i>Tag-questions</i> ( <i>review</i> ) Imperative Mood	Talking about Self-Regulation Day Writing rules for teachers and students Expressing opinions Giving reasons	School life School day School subjects School uniform
	7. British Schools	Plural nouns ( <i>review</i> )	Talking about British school Describing school uniform Making comparisons Discussing pros and cons	School day Family
	Homework			
	Key vocabulary			
	Progress check			
	Project “About My School”			

	Section	Grammar focus	Function	Vocabulary
<b>UNIT 2</b> <b>We Are Going to London</b> Page 50	1. An Invitation Letter	Word formation (suffix <i>-tion</i> ) Modal verb <i>shall</i>	Talking about the invitation letter Arranging a party, a picnic Making suggestions Storytelling	Personal information Health
	2. Getting Ready for a Visit	To be going to do something	Talking about plans Talking about hobbies Seeking factual information	Personal information Holidays Travelling Hobbies
	3. What Is She Doing?	The Present Continuous (Progressive)	Describing actions Talking about New Year	Family School life Holidays
	4. Winter Holidays		Talking about winter holidays Describing actions Making comparisons Expressing wishes	Seasons Weather Winter holidays
	Homework			
	Key vocabulary			
	Progress check			
	Project “Winter Holidays”			
<b>UNIT 3</b> <b>Visiting London</b> Page 84	1. Enjoy the Sightseeing!	Article <i>the</i> The Present Simple and the Present Continuous (Progressive): <i>love, need, want</i> etc.	Talking about London and places of interest Making comparisons Describing actions	City / Town Places of interest
	2. Walking Around London	Article: <i>the</i> <i>Wh</i> -questions ( <i>review</i> ) <i>Tag</i> -questions ( <i>review</i> )	Talking about London Describing actions and places	City / Town Places of interest
	3. Have You Ever Been to...?	I've been to ... Word formation (suffix <i>-er</i> ) ( <i>review</i> )	Asking for directions Expressing apologies Describing places Expressing opinions	City / Town Places of interest
	4. A Wonderful View	Forms of the verbs Participle I and Participle II <i>Wh</i> -questions ( <i>review</i> )	Describing actions and places Storytelling	City / Town Places of interest
	5. Worth Visiting	The Present Perfect	Describing actions and places Talking about places of interest	City / Town Places of interest At home
	6. Enjoy the Party!	The Present Perfect The Past Simple ( <i>review</i> )	Talking about food and tastes Talking about a birthday party Being polite during the meals	Parties Eating and drinking

	Section	Grammar focus	Function	Vocabulary
	7. Talking about British Writers	Word formation (suffixes <i>-ist</i> , <i>-ian</i> , <i>-ect</i> ) (review)	Talking about famous people Talking about books Making comparisons Expressing opinions	Biographies Books
	Homework			
	Key vocabulary			
	Progress check			
	Project “Welcome to My Town!”			
<b>UNIT 4</b> <b>Family Talks</b> Page 136	1. Writing Letters	<i>Tag</i> -questions (review) The Present Simple and the Present Continuous (Progressive)	Giving / Getting personal information Describing places	Personal information Families Characteristics
	2. Describing the Family	Word formation ( <i>un-</i> , <i>im-</i> , <i>in-</i> , <i>non-</i> ) (review)	Giving / Getting personal information Describing people Stating likes / Dislikes Make comparisons	Personal information Families Characteristics
	3. Have You Got a Pet?	The Past Simple (review)	Describing people Expressing opinions Giving reasons Storytelling	Pets Appearance
	4. Different Hobbies	The Present Simple / The Present Continuous (Progressive) / The Present Perfect (review)	Giving / Getting personal information Talking about friends Expressing opinions	Hobbies Friends
	5. I Am Going to Be ...	To be going to do something (review)	Giving / Getting personal information Talking about jobs Seeking factual information	Families Jobs
	Homework			
	Key vocabulary			
	Progress check			
	Project “Different Hobbies”			

**APPENDIXES**

Appendix 1. Grammar Reference	166
Appendix 2. List of Irregular Verbs	170
Appendix 3. Learning Strategies	173
Appendix 4. Cultural Guide	175
Vocabulary	179

**УСЛОВНЫЕ ОБОЗНАЧЕНИЯ**

— текст для аудирования



— работа в парах



— работа в группах



— задание повышенной сложности

# 1 WELCOME TO OUR SCHOOL

## SECTION 1

## School Life

 **1** Listen and say where Chris is from. Guess what the date is today.



 **2** Listen, read and act out.

Egor: Hi, Sveta! It's nice to see you again. This is Chris.  
Chris: Good morning! Nice to meet you, Sveta!  
Sveta: Hello! Nice to meet you, Chris!  
Egor: Chris is from Britain. He will be in our class.  
Sveta: Now we'll have 12 boys and 12 girls in our class.  
Chris: That's great!  
Sveta: Let's have a look at our new timetable!

**3** Look at the school timetables. Say what time each lesson starts and finishes on Wednesday.

Time	Monday	Tuesday	Wednesday	Thursday	Friday
9.00—9.45	Russian	English	Maths	Nature Studies	Maths
9.50—10.35	Literature	History	Russian	Russian	Literature
10.40—11.25	Maths	Music	Nature Studies	Maths	Nature Studies

Time	Monday	Tuesday	Wednesday	Thursday	Friday
<i>Long break</i>	<i>Lunch</i>	<i>Lunch</i>	<i>Lunch</i>	<i>Lunch</i>	<i>Lunch</i>
11.45—12.30	Art	Russian	English	Art	Russian
12.35—13.20	Maths	Physical Education (P.E.)	Information Technology (I.T.)	History	English

## PRONUNCIATION FOCUS

## 4 Listen, repeat and read.

- [eɪ] — break, education, nature, information  
 [ʌ] — lunch, subject, Russian, studies, Monday  
 [dʒ] — project, page, June, July, technology  
 [tʃ] — chair, nature, March, lunch, literature

6 Say what subjects you have today / had yesterday / will have tomorrow.

7 Tell Chris what you usually do in the lessons.

**Use:** write, count, ask questions, sing songs, read a lot, listen to stories, learn by heart, draw, answer questions, discuss

**Example:** We ask and answer questions in our English lessons.

## GRAMMAR FOCUS:

## THE PRESENT, PAST, FUTURE SIMPLE

5 Read and make up new sentences using the table. Use the Grammar Reference if necessary.

Present Simple	I <b>meet</b> my school friends every day.
Past Simple	I <b>enjoyed</b> my summer holidays.
Future Simple	We <b>will have</b> 28 students in our class this school year.

## 8 Listen, repeat and read.

- Will he be in our class? — No, he won't.
- Where is she from? — She is from Great Britain.
- Did they have good summer holidays? — Yes, they did.
- Is it nice to have new subjects this school year? — Yes, it is.

## 9 Work in pairs. Discuss your school subjects.

a) Answer the following questions.

- Will you have lessons on Saturdays?
- Does your teacher of Maths give you a lot of homework?
- Did you have I.T. last year?
- What did you do in the P.E. last year?
- Why do you like English lessons?

b) Make up your own questions about school life and ask them your classmates.

**Use:** Do you ...? Does he / she ...? Did you ...? Will you ...?





**10 Complete Chris's message to his teacher using *am, is* or *are*.**

To: Julia Nelson 2nd September 2016  
 From: Christopher Moll  
 Title: My Russian School



Dear Mrs Nelson,  
 How are you?

I am fine. My family and I ... in Russia this year. My dad ... a journalist and he has got an interesting job here. I like my new Russian school. It ... big and modern. I ... a newcomer in the class. I've got a new **timetable**. There ... many interesting **subjects**. I like **I.T.** best of all!

I ... happy because I made two new friends. They ... Sveta and Egor. Now there ... 12 boys and 12 girls in the class. Today we had five lessons. But we didn't get any **marks**. During the **breaks** today my classmates asked me many questions about my old school in Britain. After our classes Sveta and Egor explained the **History** and **Literature** homework to me. I hope I will get only good marks in my new school.

Send warm wishes to my classmates  
 in London!

Best wishes,  
 Chris Moll

**LOOK AND LEARN!**

**a timetable** ['taɪm,teɪbl] — расписание

**a subject** ['sʌbdʒekt] — школьный предмет

**I.T.** (Information Technologies) — информатика

**a mark** [mɑ:k] — оценка

**a break** [breɪk] — перемена

**History** ['hɪstri] — история

**Literature** ['lɪtrətʃə] — литература

**11 Read Chris's message once again and answer the following questions.**

- Does Chris like his Russian school?
- Is he happy? Why?
- How many lessons did Chris have on Tuesday?
- What did he and his classmates do during the breaks?
- What did Sveta and Egor do after classes?
- Does Chris want to be a good student in his new school?

**12 Listen to the dialogue and say which holidays Sveta likes best of all.****13 Read the dialogue and answer the questions.**

- How many times a year do students have their holidays?
- What is Chris's favourite season?
- What are your favourite holidays? Why?

Chris: Sveta, tell me about the school holidays in Russia, please.

Sveta: We have four holidays each school year. Our holidays last one week in autumn, two weeks in winter and one week in spring. And there are summer holidays, of course!

Chris: And when are the longest holidays?

Sveta: The longest holidays are in summer. They last three months! June, July and August. They are my favourite months!

Chris: That's great! Summer is my favourite season, too!



## WORD FOCUS

## 14 Read, compare and learn.

**to speak** — говорить, выступать

- a) Do you speak Spanish? — No, I don't. I only speak English.
- b) Speak slowly, please. I don't understand you.
- c) Will she speak at the meeting tomorrow? — I think she will.

**to say** — сказать, говорить (что-либо)

- a) He says that he is happy to be back in Russia.
- b) She didn't say anything about her trip to England.
- c) They say: "An apple a day keeps the doctor away."

**to tell** — говорить (кому-либо), рассказать (что-либо)

- a) Tell us about your summer holidays, Fred.
- b) My mum told me to buy some bread after school.
- c) Tell the story about your last visit to the zoo.

15 Fill in the gaps with *say*, *say* or *tell*. Use them in the correct form.

## A.

1. He'll *tell* us about his visit to Omsk.
2. Betsy ... that she doesn't like the Art lessons.
3. "You have got so many questions!" our teacher ... yesterday.
4. German students ... English well.
5. My granny always ... me that I should get only good marks at school.
6. "Can I ... to Chris, please?" — "I'm afraid he is not at home."

## B.

Julia Nelson, our English teacher, ... us about her visit to Russia. She ... us that she liked Moscow very much. "You can ask me any questions you like," she ... . "Do Russian students ... English well?" we asked. "Yes, Russian students ... English very well. They ... me many interesting things about Moscow." She ... that we would visit Russia next year.

## 16 Make up sentences.

I		ask a lot of questions	
We	usually	learn new words	in the
My classmates	often	talk loudly	classroom.
Girls	sometimes	run between the desks	in the lesson.
Boys	seldom	discuss different problems	during the
Teachers		draw funny pictures on	break.
		the board	in the school
		run around in the classroom	yard.
		have a cup of tea and a sandwich	after classes.
		play football	

## PRONUNCIATION FOCUS



## 17 Listen, repeat and read.

[ə] — computer, ruler, rubber, answer, teacher

[e] — pen, pencil, tell, letter, desk

[u:] — do, two, ruler, school, classroom

[ju:] — new, pupil, during, computer, super, use

[u] — put, woman, good, look, textbook, workbook

[i:] — clean, e-mail, need, week, read, please

[aɪ] — ride, bike, timetable, blinds, surprise

**18 Read the dialogue and say what Chris and his friends see in the classroom.**

Sveta: Come in!

Chris: What a nice classroom! Oh, there are many plants here!

Egor: Yes, Sveta waters them during the break.

Sveta: We like our plants very much. Chris, look at the photos! Do you like them? We took these photos last year during our trip to Tver.

Chris: Yes! The photos are very nice. I like taking photos, too!

Egor: Oh, look! There is a new computer with a multimedia projector! This year we can watch films in our English lessons in this classroom.

Sveta: It will be better now with the new blinds on the windows. There were no blinds before the summer. What a nice surprise!

Chris: There are many books on the bookshelves. Can I **borrow** some of them? I enjoy reading Russian books.

Sveta: Sure. You are welcome to them.

Egor: There is a new computer classroom with the Internet in our school this year. You can use the computer during the break.

Chris: Oh, great! I just need to check my e-mail.

Egor: OK. Let's go!

**LOOK AND LEARN!**

**to borrow** ['bɒrəʊ] — брать взаймы, на время

**19 Look at the pictures and compare the classrooms.**

**Example:** There were no blinds on the windows last year.  
Now there are white blinds on the windows.



before the summer



after the summer

**20** Say what you / your classmate would like to have in your classroom.

**Example:** I would like to have an exotic plant in our classroom.

Egor would like to have the Internet in our classroom.

**21** Write about your classroom: what you have there now and what you would like to have there.

**22** Listen, choose and say what Chris liked on his first day at school.

1. He liked the weather very much.
2. He liked his teacher very much.
3. He liked his homework very much.

### GRAMMAR FOCUS: THE PRESENT, PAST, FUTURE SIMPLE

**23** Answer the questions. Use the Grammar Reference if necessary.

1. Do you remember your first day at school?
2. Do your classmates remember their first day at school?
3. Do you usually get a lot of homework on the first day at school?
4. Did you get any marks on the first day at school?
5. Will you have many lessons tomorrow / the day after tomorrow?

**24** Fill in the gaps with *say*, *say* or *tell*. Use the correct tense forms of the verbs.

1. Chris ... that he is from Great Britain.
2. My classmates ... me about a newcomer in the class yesterday.
3. Yesterday my grandpa ... us about his first day at school.
4. Don't ... so loudly in the classroom.
5. Tomorrow she ... us about her visit to Africa.
6. Many students from our class can ... German well.

### PRONUNCIATION FOCUS

**25** Listen, repeat and read.

[ju:] — **you**, computer, new, news, few

[i:] — **we**, please, she, read, meet, speak, teacher

[ʊ] — **good**, book, full, put, look

[e] — **very**, tell, desk, welcome, lesson, letter



**26** Look at the pictures and match them with the phrases.

a) have a few lessons

b) make a video of somebody

e) go home at 12.00

c) have breakfast

f) clean teeth

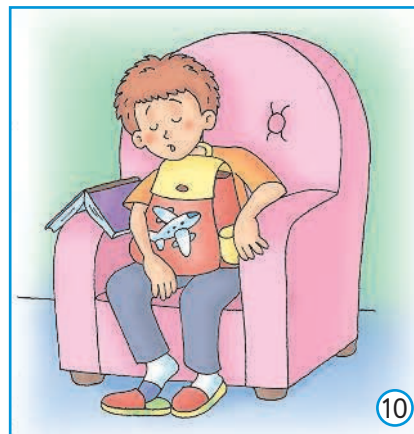



g) get up early

d) put on clothes

h) go to school with parents

i) be tired

j) celebrate a holiday



## 27 Complete the text with the correct forms of the verbs in brackets.

Fred *got up* (get up) early. He ... (clean) his teeth and ... (have) breakfast. It ... (be) 7.30 a.m., the 1st of September. It ... (be) his first day at school. He ... (put on) his new school uniform and ... (take) flowers for the teacher. He ... (go) to school with his parents. His father ... (make) a video of him when he ... (give) the flowers to the teacher. That day he had just a few lessons and ... (come) home early. After lunch he ... (go) for a walk with his new friend Tony. They ... (speak) about their first day at school. Then they ... (tell) each other about their summers. It was late and the new classmates went home. Fred ... (say), "Goodbye, see you tomorrow." And Tony said, "OK, see you, bye." Fred was tired but happy.

## 28 Answer the questions.

1. Why did Fred get up early on the 1st of September?
2. What did his father do at school?
3. What did the boys speak about after lunch?

## 29 Say what you liked best of all on the first day at school this year. Compare it with your first day at school five years ago.

**Use:** get up early, wear a school uniform, carry a new schoolbag, be happy to meet old friends, make new friends, get a new timetable, get good marks, talk with my friends during the breaks, take pictures (make a video) of my classmates and teachers, give flowers to the teachers, have many (a few) lessons, have lunch, have fun during the break

## BE POLITE!

### 30 Read and remember.

#### When you need something, say:

Could you give / show / me ...?  
Could I use / take ...?

#### Saying thank you

*For something small:*

Thanks. / Thank you.

*For something more important:*

Thank you very much.

That was kind of you.

I'm very grateful.

- Could you help me to repair my computer?
- Of course. Let's do it on Sunday.
- OK. Thanks.



## 31 Work in pairs. Read the situations and make up dialogues for them.

1. Student 1: You need a pen and a workbook. Ask your classmate to lend them to you.  
Student 2: You have a pen and a workbook. Lend them to your friend.
2. Student 1: You want to help to do the washing-up after lunch.  
Student 2: You are very busy. Thank your friend for helping.
3. Student 1: You are ill. You have a headache.  
Student 2: Offer your friend a cup of hot tea with a chocolate.

## 32 Write about your first day at school.

## SECTION 2

## Best Wishes to Russian Students

 **33** Listen and say why Chris is happy.

**34** Read and act out the dialogue.

Sveta: Hello! Chris, you look very happy today.  
 Chris: Well, I think it's because of Mrs Nelson. I've got a letter from her.  
 Sveta: Oh, that's great! Mrs Nelson was our favourite English teacher!  
 She taught us English last year. What does she say in her letter?  
 Chris: No idea. I didn't want to open it and read it by myself. Let's do it together.  
 Sveta: Do you want me to read it aloud?  
 Chris: Yes, please, of course!  
 Sveta: Hurry up, then!<sup>1</sup>

**35** Match the words to make the phrases.

1. to stay
2. to miss
3. to teach
4. to get
5. to see
6. to enjoy
7. to speak
8. to tell

a) English

e) an invitation

b) the story

f) girls and boys

c) in Russia

g) you again

d) friends

h) holidays

**36** Read and remember.

Noun	Существительное	Verb	Глагол
finish	финиш / конец	finish	заканчивать
help	помощь	help	помогать
hope	надежда	hope	надеяться
show	представление	show	показывать
start	начало / старт	start	начинать
stay	остановка	stay	оставаться
wish	желание	wish	хотеть / желать
work	работа	work	работать

<sup>1</sup> **Hurry up, then!** — Поспешим тогда!



**37 Read and say what Mrs Nelson suggested to Chris and his new classmates.**

To: Chris Moll  
 From: Julia Nelson  
 Title: Invitation letter

Dear Chris,

Thank you for your letter. I'm glad that you started the new school year well. I hope your Russian will **improve** in your new school. I'm sure that you will like the new school and your new classmates, because I know them well. I worked there, you know. And it was a pleasure for me to teach Russian boys and girls. They are very similar to English students<sup>1</sup>: happy, bright and a bit lazy!

Here in London your classmates and I **miss** you very much. Without you, there are now 19 girls and boys in my class. I wish I were in Russia now<sup>2</sup>. I told the class about my stay in Russia. I showed them some photos and described my Russian students. We would like **to invite** your new friends to London. What do you think of that idea? We will send the **invitation letter** soon. It will be great to see my Russian students again.

What's the news? Did you enjoy your summer holidays? Do you like your new subjects? Who is the new English teacher in your class this year? Do you like your new textbooks? I hope your new friends Egor and Sveta will help you with your Russian. They were my best students and they speak English very well.

I hope to hear from you in the near future.

Give my best wishes to your teachers and classmates,  
 Julia Nelson

**LOOK AND LEARN!**

**to improve** [im'pru:v] — улучшать, совершенствовать  
**to miss** [mis] — скучать  
**to invite** [in'vaɪt] — приглашать  
**an invitation letter** [ˌɪnvɪ'teɪʃn 'letə] — письмо-приглашение

<sup>1</sup> **They are very similar to English students.** — Они очень похожи на английских учеников.

<sup>2</sup> **I wish I were in Russia now.** — Мне бы очень хотелось оказаться в России.